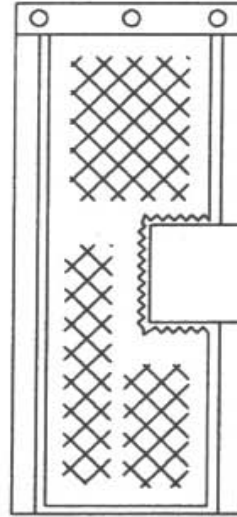
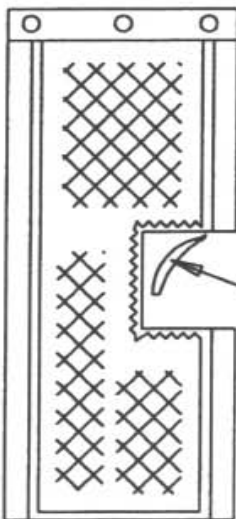


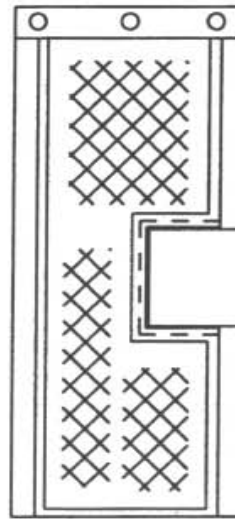
**1) CUT THRU QUILTED FIBERGLASS AND BARRIER WITH UTILITY KNIFE OR SHEARS TO FIT AS SNUG AS POSSIBLE. KEEP GAPS TO A MINIMUM.**



**2) CUT QUILTED FIBERGLASS ONLY BACK AN ADDITIONAL 1" FROM EDGE OF CUT OF BARRIER.**



**3) FOLD EDGE BINDING MATERIAL OVER CUT EDGE OF QUILTED FIBERGLASS, EQUAL AMOUNTS ON FRONT AND BACK**



**4) STAPLE BIND EDGE BINDING MATERIAL TO QUILTED FIBERGLASS, WITH STAPLES EVERY 2-3 INCHES, SO THAT STAPLES ARE NOT SEEN ON BARRIER SIDE.**