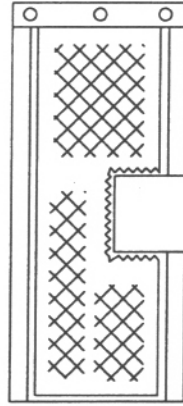
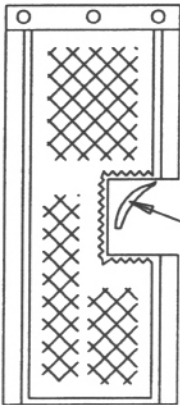


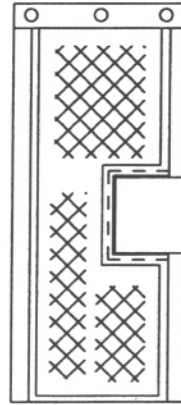
1) CUT THRU QUILTED FIBERGLASS AND BARRIER WITH UTILITY KNIFE OR SHEARS TO FIT AS SNUG AS POSSIBLE. KEEP GAPS TO A MINIMUM.



2) CUT QUILTED FIBERGLASS ONLY BACK AN ADDITIONAL 1" FROM EDGE OF CUT OF BARRIER.



3) FOLD EDGE BINDING MATERIAL OVER CUT EDGE OF QUILTED FIBERGLASS, EQUAL AMOUNTS ON FRONT AND BACK



4) STAPLE BIND EDGE BINDING MATERIAL TO QUILTED FIBERGLASS, WITH STAPLES EVERY 2-3 INCHES, SO THAT STAPLES ARE NOT SEEN ON BARRIER SIDE.